


RBD RENOVATION BY DESIGN

MEASURING YOUR SPACE

1. Pick one corner in your space and measure each wall. Overall dimensions of the space are important to help double check any measurements.
2. Measure to all door and window openings from the outside of the trim molding. When measuring your windows, please make sure to note the height off the floor, the overall window height and the type of window.
3. Measure the height of the ceiling in two spots in the space from the floor to the ceiling. If there are soffits in your kitchen or bathroom, please measure the height and depth of them.
4. Please measure to the center of all plumbing fixtures and appliances in the space, measure from a wall to the center of them. The items to include in a kitchen are your sink and faucet, your refrigerator, cooktop/range, hood vent, microwave, dishwasher, etc. The items in your bathroom to include are sink and faucet locations in your vanities, tub/shower valves, and toilet. If we are remodeling your laundry room, please make sure to include your laundry tub, washer and dryer.
5. If we are reusing any existing items in your space, please make sure to note which items to save and any model numbers on appliances.
6. Note all electrical outlet locations in your kitchen and bathrooms. Please note any heat ducts or cold air returns in the space.



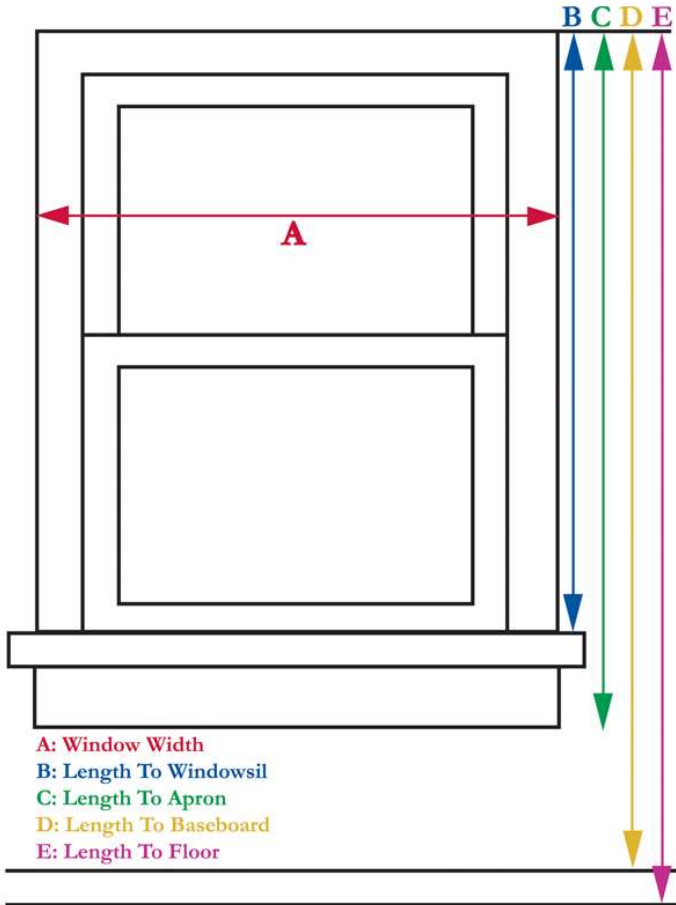
ELEVATING YOUR LOVE OF HOME

www.renovationbydesign.org



RENOVATION BY DESIGN

MEASURING YOUR SPACE



#1 (A)____" (B)____" (C)____" (D)____" (E)____"

#2 (A)____" (B)____" (C)____" (D)____" (E)____"

#3 (A)____" (B)____" (C)____" (D)____" (E)____"

#4 (A)____" (B)____" (C)____" (D)____" (E)____"

#5 (A)____" (B)____" (C)____" (D)____" (E)____"

Brand of Windows: _____

Type of Windows:

Casement Double Hung Awning Picture


Window Casing Size: _____

ELEVATING YOUR LOVE OF HOME

www.renovationbydesign.org



RENOVATION BY DESIGN



ELEVATING YOUR LOVE OF HOME

www.renovationbydesign.org